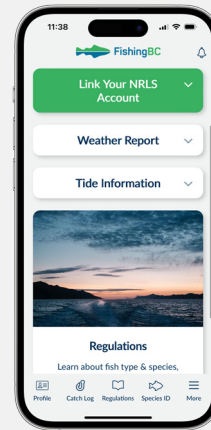
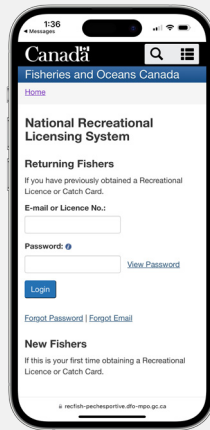
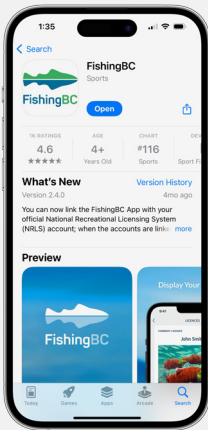




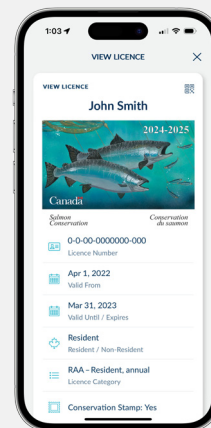
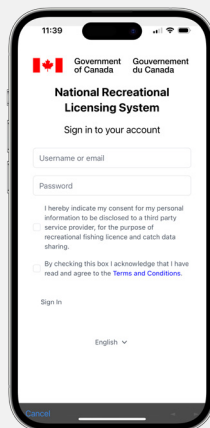
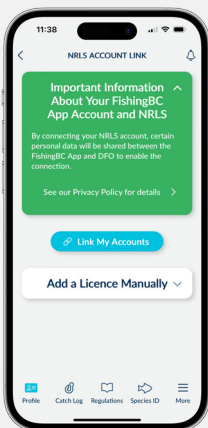
Now display your licence digitally with the FishingBC app.

With its latest update, the FishingBC app is now accepted by Fisheries and Oceans Canada to display your valid BC Tidal Waters Sport Fishing (BC TWSF) licence, plus mandatory catch information, so you no longer need to use a paper licence!

Linking your FishingBC app with your licence is easy:



1. Download FishingBC from the **App Store** or **Google Play** (or, update your existing FishingBC app) and create/sign in to your FishingBC account.
2. Purchase or renew your **BC TWSF Licence** from Fisheries and Oceans Canada. [PURCHASE LICENCE >](#)
3. Click the green button on the Homepage, Profile, or Catch Log section of the FishingBC app to begin.



4. Click the blue "Link My Accounts" button.
5. Sign into your National Recreation Licensing System (NRLS) account.
6. Once linked, your FishingBC app can be used to display your valid licence, mandatory catch information, and to a Fisheries officer upon request.